

# e:PROGRESS App Guide

**HONDA**  
The Power of Dreams



# Table of contents

- 1 [Introduction](#)
- 2 [My Honda+](#)
- 3 [Getting Started](#)
- 4 [Home Page](#)
- 5 [Intelligent Charge Schedule](#)
- 6 [Automation Under Your Control](#)
- 7 [Home Charging Freedom](#)
- 8 [Optimise Charging For You](#)
- 9 [Solar Installation](#)
- 10 [Annual Savings](#)
- 11 [FAQs](#)
- 12 [Contact Us](#)



# Introduction

e:PROGRESS connects renewables and mobility saving Honda drivers time, carbon, and money with Intelligent Charging.

e:PROGRESS is an intelligent and automated home charging system that is controlled through an easy-to-use smart phone app. Optimising charging, intelligently responding to energy tariffs and working towards minimising environmental impact.

Revolutionising the world of charging, e:PROGRESS is an exclusive service for Honda drivers. Utilising ground-breaking AI to create tailored Intelligent Charging plans, we enable your car to run on low cost, clean and green electricity.

This guide will take you through how to get started with the app and cover all the features e:PROGRESS has to offer.



# My Honda+

To use e:PROGRESS you must first have downloaded and paired your vehicle with My Honda+

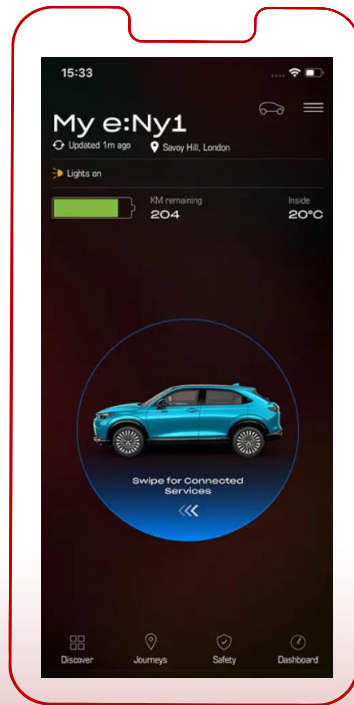
## Sign-in


Download and sign in to My Honda+ if you haven't already. You will use your My Honda log in details for e:PROGRESS.



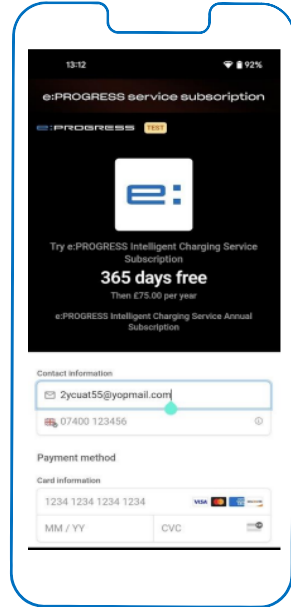
## My Honda+ subscription

Ensure the 'My Honda+' package is enabled for your vehicle, and you'll be ready to get started with e:PROGRESS.





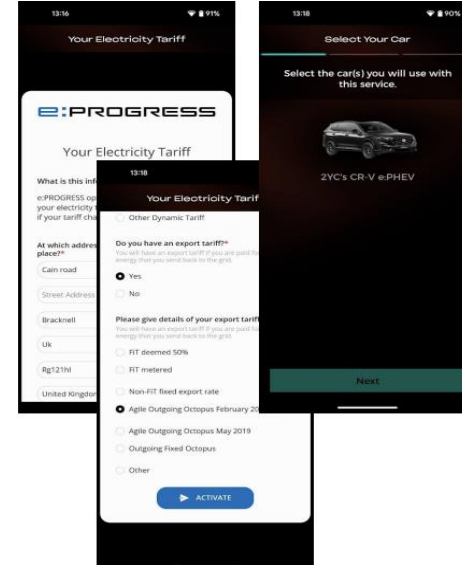
# e:PROGRESS Getting Started



## 1. T&Cs and Payment

Read and accept the terms and conditions of the app and then enter your payment details. You get 365 days free and will not be charged until this period is complete.

[www.honda-eprogress.co.uk](http://www.honda-eprogress.co.uk)

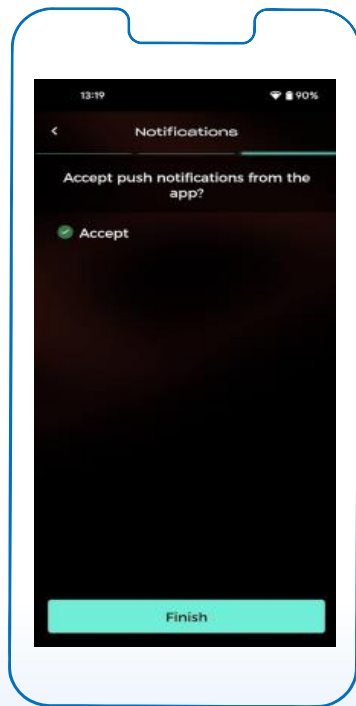
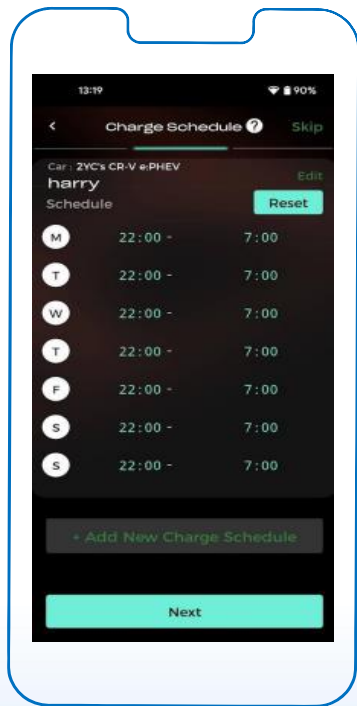


## 2. Tariff Details and Car Selection

Enter your home and tariff details so e:PROGRESS knows the cheapest times to charge. Then choose your Honda vehicle.



# Getting Started



## 3. Set a Schedule & Accept Notifications

Select your usual time of arrival and when you normally leave the house. Don't worry, this can be changed later if necessary.

Then accept app notification so you can be alerted when your plan has been generated.

Your on-boarding is now complete and you're ready to start saving.



# Home Page

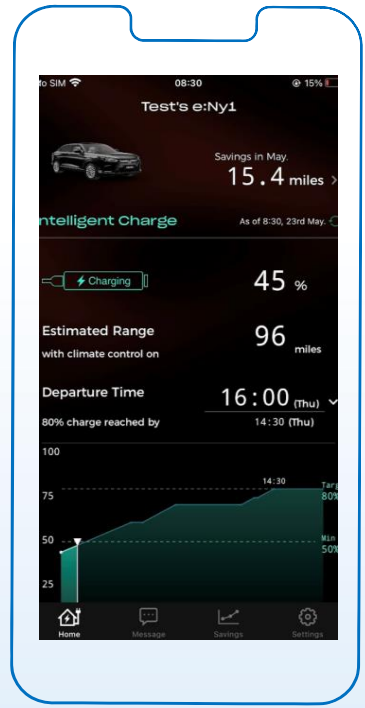
## Miles saved

The number of miles intelligent charging has saved you this month



## Charging schedule graph

Visualised schedule of the times when charging will stop and start.



## State of Charge (SoC)

Live percentage of charge in your car's battery.



## Estimated Range

Estimated number of miles you can travel off the current level of charge.



## Departure Time

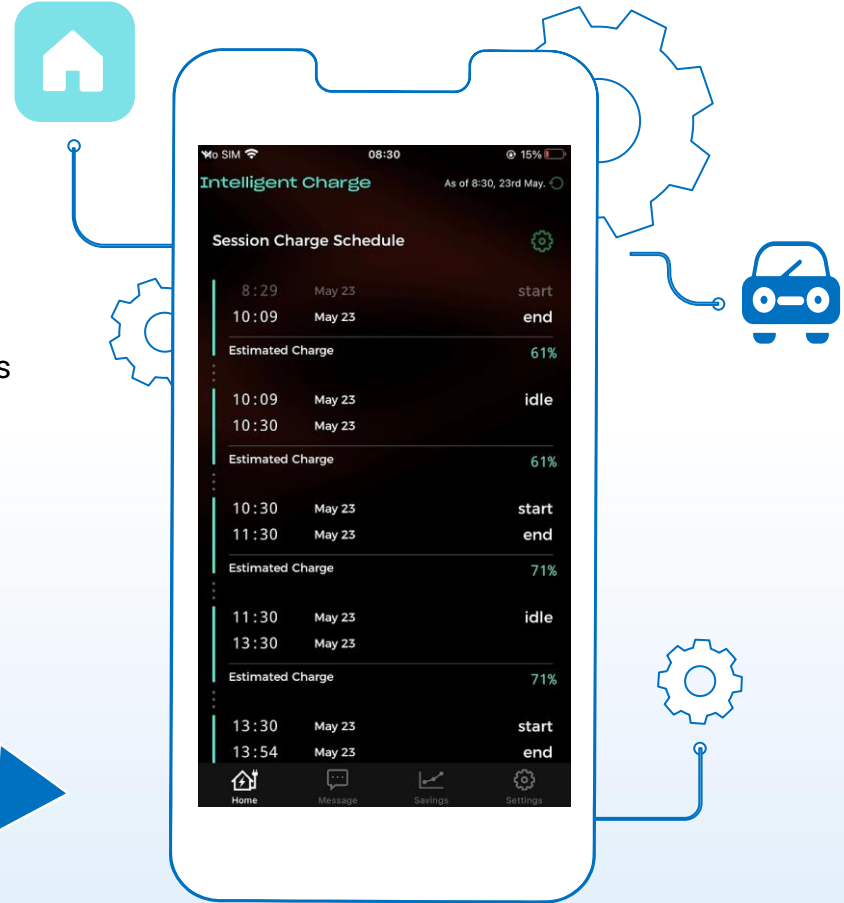
Current set departure time. This will be allocated from your pre-set weekly schedule.

# Intelligent Charge Schedule

e:PROGRESS ensures the charging of your vehicle only takes place at the cheapest or most sustainable times based on your [optimisation mode](#).

By working with your tariff, e:PROGRESS will stop and start charging in line with when the energy prices and carbon levels rise and fall.

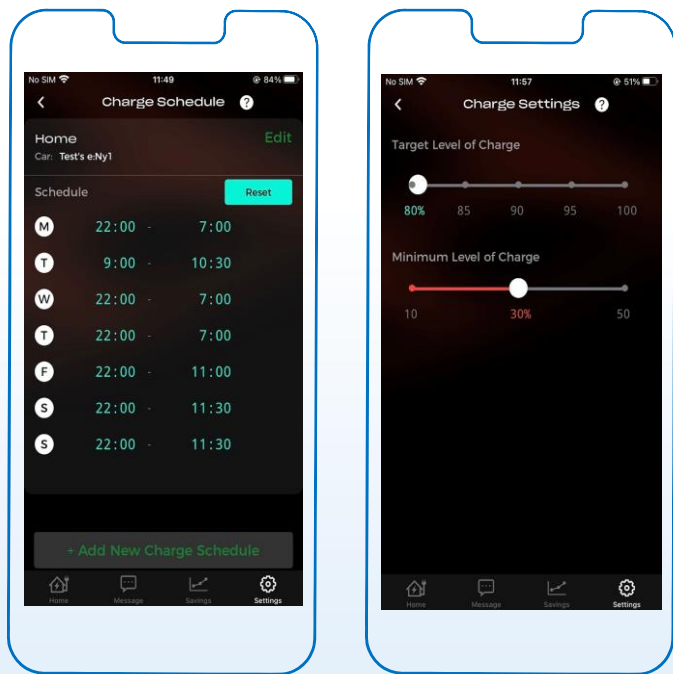
The breakdown of your current schedule can be viewed by scrolling down from the home screen.





# Automation Under Your Control

Once you've set up your preferences, each time you plug in, your chosen settings will be used to automatically create a charge plan to suit you.



## Weekly Charge Schedule

Go to your settings and select 'Charge Schedule'. Here you can input the usual times that you plug-in and leave the house\*.



## Target Level of Charge

Visit your Charge Settings to adjust the 'Target Level of Charge' to select the charge level you want each schedule to finish on.

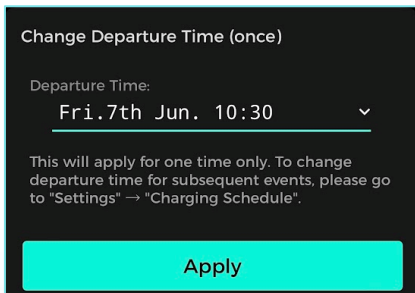


## Minimum Level of Charge

'Minimum Level of Charge' can be chosen by you and every charge schedule will automatically charge straight to this level before intelligent charging begins.

\*Your plug-in time does not need to be exact, but the schedule will always complete ready for your departure time.

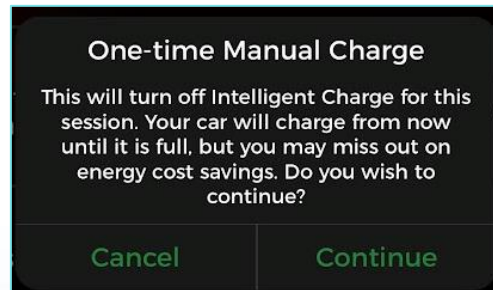
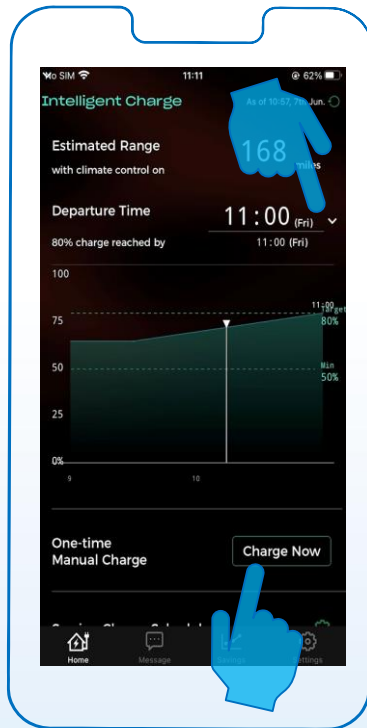
# Home Charging Freedom



## Plans changed?

Change your pre-set departure time when your plans for the next day change.

Select the drop-down button next to the departure time and change accordingly. Your charge schedule will be adjusted to be completed for your new time.



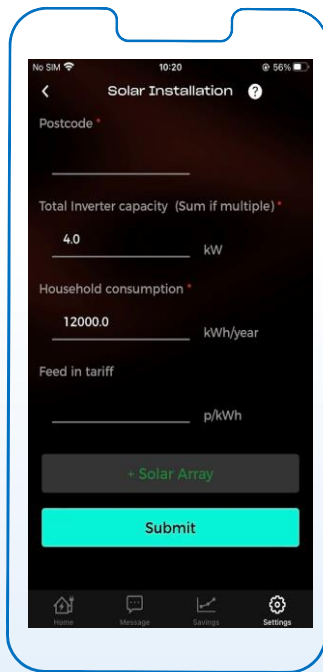
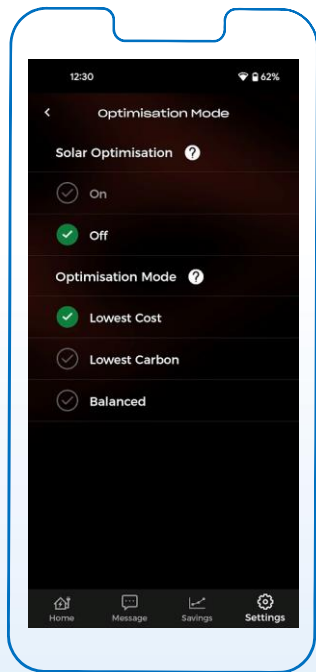
## One-time Manual Charge

If you urgently need your car charged to full, use the 'Charge Now' function.

This will cancel your charge schedule and immediately charge your car until full ensuring it will be charged as soon as possible.

When changing your departure time or using the 'Charge Now' function, your existing weekly schedule will not be affected.

# Optimise Charging For You



## Optimisation Mode

Select Cost, Carbon or Balanced to choose what you want to gain from charging.

Each mode will prioritise minimising cost or carbon. Alternatively, Balanced mode optimises to keep Cost and Carbon at their lowest.

Using Solar optimisation will not interfere with your Optimisation Mode.

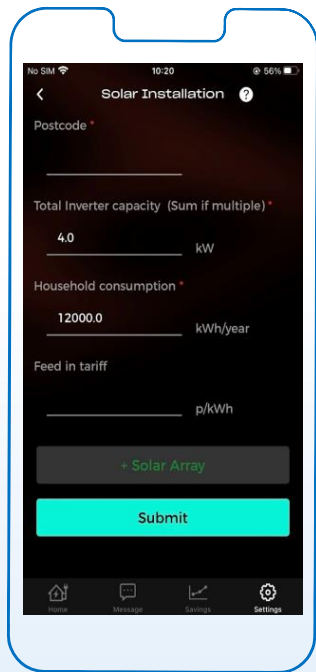


## Solar Instalation

Without any additional hardware, you can include your home's solar panel installation in the e:PROGRESS service.

This will charge your car from your self generated energy. Helping to reduce the costs and carbon emissions of charging even further.

# Solar installation



## Solar Installation

Find within your settings the 'Solar Installation' page.

Here you can enter your home's postcode and details on your Inverter capacity, Household consumption and Feed in Tariff.

Once completed, select '+ Solar Array'.

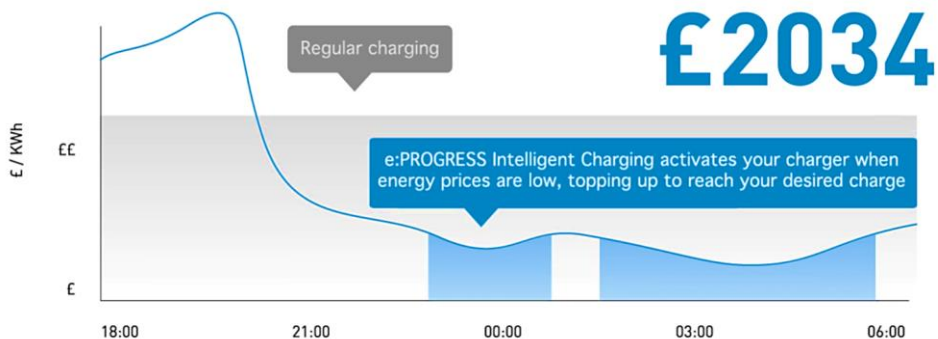


## Solar Array Detail

Here input the details of your Array which will allow e:PROGRESS to predict the amount of power your solar panels will be generating.

Once entered, press 'Done'. Next time you plug-in your charging schedules will account your self-generated.

# Annual savings



You could save up to £2,034 each year using e:PROGRESS intelligent charging\*

Find out more [here](#)

\*The savings shown are for the period 1st January to 31st December 2023 in the South region comparing the OFGEM Standard Variable Rate, dual rate and Agile Octopus tariff using the e:PROGRESS scheduling service. Household savings are calculated using the standard Profile Class 01 - Domestic Unrestricted Household Consumption Profile which is provided as Market Domain Data by Elexon and is used by Suppliers, Supplier Agents and Licensed Distribution System Operators in the retail electricity market. Standing charge is included. Vehicle savings are calculated using AER (All Electric Range) annual mileage, a fixed charging power of 6.0 kW, and official EV efficiency figures. The vehicle is assumed to be connected between 00:00 and 08:00. Past performance does not guarantee future results and your savings will differ based on your household consumption, vehicle usage, driving style, and location.



Find your miles saved in the navigation bar.

# FAQs

Below are some of our frequently asked questions about the e:PROGRESS service. Find more of our FAQs [here](#).



## WHICH TARIFFS ARE ELIGIBLE FOR e:PROGRESS?

e:PROGRESS works with any dynamic, dual rate, or flat rate tariff and is designed to support the Agile Octopus tariff. We recommend using a dynamic or dual rate tariff to receive the maximum benefit from e:PROGRESS as this ensures maximum cost and carbon savings.



## CAN I USE MY EXISTING CHARGER?

Yes. e:PROGRESS works with any home charging solution including a three-pin socket.



## HOW MUCH DOES THE e:PROGRESS INTELLIGENT CHARGING SUBSCRIPTION COST?

Your first year is free! Thereafter, you'll be charged £75 per year to benefit from Intelligent Charging.



## WHAT IF I NEED TO CHARGE MY CAR IMMEDIATELY?

You will always be able to charge immediately using the 'charge now' function in the e:PROGRESS app.

# Contact Us

Need further help?

## EXISTING CUSTOMERS

For support with your existing installation or your e:PROGRESS app, contact support.

[support@honda-eprogress.co.uk](mailto:support@honda-eprogress.co.uk)

## GENERAL ENQUIRIES

For anything else, contact our enquiries team.

0330 223 5339

[enquiries@honda-eprogress.co.uk](mailto:enquiries@honda-eprogress.co.uk)

Available Monday – Friday, 09:30 – 18:00

